

MONTHLY STATISTICAL BULLETIN

FEBRUARY 2021

Market capitalization: 191.695.003.172

Turnover: 1.390.563.281

Number of transactions: 2.536

MBI10: 5.006,57

↑1,80

↑170,48%

↑67,50%

↑2,25%

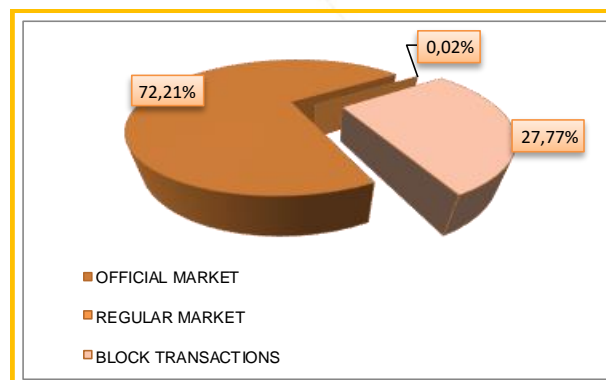
BASIC INDICATORS

TURNOVER (denars)	January 2021	February 2021	% of change
TRADING IN BEST	393.336.688	1.004.456.344	155,37
SHARES	392.970.374	586.617.601	49,28
BONDS	366.314	417.838.743	113.965,87
OTHER SECURITIES	0	0	-
DAILY AVERAGE TURNOVER (denars)	23.137.452	50.222.817	117,06
DAILY AVERAGE NUMBER OF TRANSACTIONS	89	126	41,57
BLOCK TRANSACTIONS	120.779.825	386.106.937	219,68
PUBLIC AUCTIONS	0	0	-
PUBLIC OFFERING	0	0	-
TOTAL	514.116.512	1.390.563.281	170,48
NUMBER OF TRANSACTIONS			
TRADING IN BEST	1.510	2.513	66,42
BLOCK TRANSACTIONS	4	23	475,00
PUBLIC AUCTIONS	0	0	-
PUBLIC OFFERING	0	0	-
TOTAL	1.514	2.536	67,50
MARKET CAPITALIZATION (denars)			
MARKET CAPITALIZATION OF SHARES	188.297.376.022	191.695.003.172	1,80
OFFICIAL MARKET-SHARES	184.155.333.707	187.552.960.857	1,84
MARKET OF JOINT STOCK COMPANIES WITH SPECIAL	4.142.042.315	4.142.042.315	0,00
MARKET CAPITALIZATION OF BONDS	13.363.489.132	14.074.206.870	5,32
MARKET CAPITALIZATION OF OTHER SECURITIES	313.100.603	313.101.618	0,00
TOTAL MARKET CAPITALIZATION	201.973.965.757	206.082.311.660	2,03
MBI10	4.896,29	5.006,57	2,25
OMB	133,01	133,31	0,23
NUMBER OF LISTED SECURITIES	98*	98*	0,00
NUMBER OF TRADING DAYS	17	20	17,65

*The calculation includes the shares of Idevelop AD Skopje, ArceloMittal Skopje (HRM) AD Skopje and Blagoj Tufanov AD Radovish which are long-term suspended from listing.

TURNOVER STRUCTURE

Market segment	Turnover (denars)	Turnover (EUR)	%	Number of transactions
OFFICIAL MARKET	1.004.168.904	16.276.373	72,21	2.503
REGULAR MARKET	287.440	4.659	0,02	10
BLOCK TRANSACTIONS	386.106.937	6.258.325	27,77	23
TOTAL	1.390.563.281	22.539.357	100,00	2.536



MONTHLY STATISTICAL BULLETIN

10 MOST LIQUID SHARES (Official market)

Issuer	Max (denars)	Min (denars)	Average price (denars)	Volume	Turnover (denars)	Turnover (EUR)	%	Num. of trans.	Market capitalization (denars)
Komercijalna banka Skopje	8.210,00	7.700,00	7.968,03	25.143	200.086.680	3.243.170	34,13	714	17.952.689.363
Granit Skopje	1.392,00	1.196,00	1.286,71	75.742	98.978.843	1.604.327	16,88	217	3.992.790.100
Alkaloid Skopje	14.001,00	13.651,00	13.866,60	4.892	67.826.723	1.099.390	11,57	247	20.038.340.832
NLB Banka Skopje	21.000,00	19.000,00	19.679,39	3.106	61.075.053	989.954	10,42	215	17.033.580.477
Makpetrol Skopje	74.500,00	71.000,00	73.299,95	508	37.287.118	604.380	6,36	109	7.979.122.000
Stopanska banka Skopje	1.298,00	1.163,00	1.236,73	21.628	26.505.272	429.619	4,52	153	21.843.383.587
Makedonijaturist Skopje	5.050,00	4.490,00	4.587,39	5.313	24.062.449	390.024	4,10	74	2.080.336.200
ZK Pelagonija Bitola	4.719,00	2.824,00	3.948,71	3.648	14.145.818	229.287	2,41	70	868.373.480
Stopanska banka Bitola	3.950,00	2.851,00	3.255,51	3.909	13.532.387	219.344	2,31	52	1.348.675.162
TTK Banka Skopje	1.450,00	1.375,00	1.409,08	9.029	12.673.105	205.416	2,16	71	1.277.244.075
Rest				67.415	30.156.713	488.805	5,14	198	93.138.425.581
Total				220.333	586.330.161	9.503.715	100,00	2.120	187.552.960.857

TOP GAINERS / TOP LOSERS—OFFICIAL MARKET

Issuer	Average price (denars) 31.01.2021	Average price (denars) 28.02.2021	% of change
TOP GAINERS			
Lotarija na Makedonija Skopje	135,00	200,00	48,15
ZK Pelagonija Bitola	2.911,00	4.280,00	47,03
Hoteli Metropol Ohrid	240,00	300,00	25,00
Ohridska banka Skopje	4.621,00	5.570,00	20,54
Fersped Skopje	61.000,00	73.000,00	19,67
TOP LOSERS			
RZ Ekonomika Skopje	70,00	50,00	-28,57
Teteks Tetovo	1.900,00	1.800,00	-5,26
Replek Skopje	110.000,00	106.000,00	-3,64
Makpetrol Skopje	73.500,00	71.000,00	-3,40
Makstil Skopje	60,00	58,00	-3,33

OVERVIEW OF THE TRADING WITH BONDS

	HIGH (%)	LOW (%)	Last daily average	Last trading day	Volume	Turnover (denars)	Turnover (EUR)	Yield to maturity *
Government bonds-denationalization XII issue (RMDEN12)	99,50	99,50	99,50	24.2.2021	1.622	99.569	1.614	2,40%
Government bonds-denationalization XIII issue (RMDEN13)	99,50	99,50	99,50	24.2.2021	1.808	110.987	1.799	2,29%
Government bonds-denationalization XVI issue (RMDEN16)	99,50	99,50	99,50	24.2.2021	11.893	730.070	11.834	2,16%
Government bonds-denationalization XVII issue (RMDEN17)	99,50	99,50	99,50	22.2.2021	804	49.355	800	2,14%
Government bonds-denationalization XVIII issue (RMDEN18)	99,50	99,50	99,50	24.2.2021	7.835	480.963	7.796	2,12%
Government bonds-denationalization XIX issue (RMDEN19)	99,60	98,90	99,50	26.2.2021	6.785.520	416.367.799	6.748.816	2,11%

* The model for calculation of annual average yield to maturity is adapted to the characteristics of the bonds. Calculation date is 26.02.2021 using the last average price of the bonds.

MONTHLY STATISTICAL BULLETIN

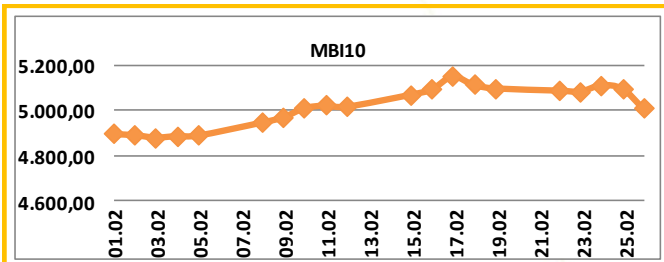
MBI10

Value at 26.02.2021 **5.006,57**

MAX Value in February (17.02.2021) 5.150,20

MIN Value in February (03.02.2021) 4.879,65

% of change from 30.12.2020 6,41%

All about MBI10 on: <http://www.mse.com.mk/Indicies.aspx?Index=MBI10>

Composition of MBI10	Turnover (denars)	Volume	Num. of trans.	Last average price	% of monthly change of price
Alkaloid AD Skopje	67.826.723	4.892	247	13.999,58	1,70
Granit AD Skopje	122.121.923	93.911	219	1.300,00	7,59
Komercijalna banka AD Skopje	408.259.480	50.733	721	7.877,21	1,02
Makpetrol AD Skopje	74.202.218	1.024	111	71.000,00	-3,40
Makedonijaturist AD Skopje	24.062.449	5.313	74	4.600,00	2,22
Stopanska banka AD Skopje	26.505.272	21.628	153	1.251,04	5,92
TTK banka AD Skopje	12.673.105	9.029	71	1.406,83	2,20
Makedonski Telekom AD Skopje	1.927.025	5.930	19	327,00	0,93
Stopanska banka AD Bitola	19.175.987	5.472	54	3.449,50	18,95
NLB Banka AD Skopje	122.210.453	6.195	218	19.944,22	4,37

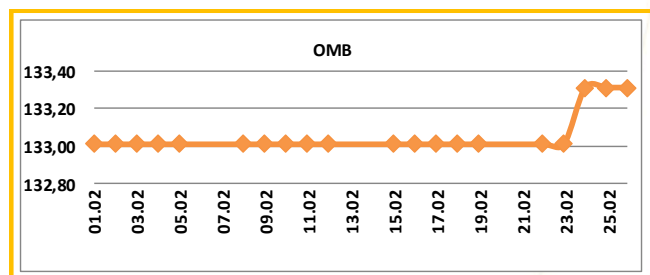
OMB

Value at 26.02.2021 **133,31**

MAX Value in February (24.02.2021) 133,31

MIN Value in February (02.02.2021) 133,01

% of change from 30.12.2020 0,23%

All about OMB on: <http://www.mse.com.mk/Indicies.aspx?Index=OMB>

Composition of OMB	Turnover (denars)	Volume	Num. of trans.	Last average price	% of monthly change of price
Government bonds-denationalization XI issue (RMDEN11)	0	0	0	99,70	0,00
Government bonds-denationalization XII issue (RMDEN12)	99.569	1.622	1	99,50	0,00
Government bonds-denationalization XIII issue (RMDEN13)	110.987	1.808	1	99,50	0,51
Government bonds-denationalization XIV issue (RMDEN14)	0	0	0	99,00	0,00
Government bonds-denationalization XV issue (RMDEN15)	0	0	0	99,00	0,00
Government bonds-denationalization XVI issue (RMDEN16)	730.070	11.893	3	99,50	0,51
Government bonds-denationalization XVII issue (RMDEN17)	49.355	804	2	99,50	0,00
Government bonds-denationalization XVIII issue (RMDEN18)	480.963	7.835	3	99,50	0,51



MONTHLY STATISTICAL BULLETIN

MBI10 LISTED COMPANIES RATIOS

Issuer	P/E Ratio ¹	Dividend yield ²	Foreign investors participation in February 2021	Foreign investors participation in January 2021	Change
Alkaloid AD Skopje	17,44	2,53%	2,90%	2,90%	0,00%
Granit AD Skopje	12,93	2,60%	3,41%	3,43%	-0,02%
Komercijalna banka AD Skopje	9,30	6,96%	2,56%	2,56%	0,00%
Makpetrol AD Skopje	22,89	1,83%	1,29%	1,23%	0,06%
Makedonijaturist AD Skopje	-	5,26%	0,81%	0,80%	0,01%
Stopanska banka AD Skopje	10,81	0,00%	92,36%	92,36%	0,00%
TTK banka AD Skopje	14,02	7,50%	1,17%	1,17%	0,00%
Makedonski Telekom AD Skopje	19,61	5,64%	1,48%	1,48%	0,00%
Stopanska banka AD Bitola	16,06	0,00%	3,11%	3,14%	-0,03%
NLB banka AD Skopje	10,03	0,00%	87,72%	87,74%	-0,02%

[1] Share price at last day of trading in currently month, / Earnings per share

[2] The ratios are calculated using the data from the last published Audited financial reports and last paid dividend.

FOREIGN INVESTORS—OFFICIAL MARKET

February 2021	Foreign Legal investors February 2021	Foreign private investors February 2021	Total Foreign entities February 2021	Total Foreign entities January 2021	Change
Shares[3]	35,15%	1,19%	36,34%	36,34%	0,00%
Denationalization bonds[4]	0,13%	0,08%	0,21%	0,24%	-0,03%
Continuous government bonds [5]	0,00%	0,00%	0,00%	0,05%	-0,05%

[3] Data as last day of trading in currently month according to the Central Securities Depository, regarding the participation of the foreign investors in the number of shares.

[4,5] Data as last day of trading in currently month according to the Central Securities Depository, regarding the participation of the foreign investors in the total nominal value of bonds.

FOREIGN AND DOMESTIC INVESTORS IN THE TOTAL TURNOVER [6]

	BUYING % of total	SELLING % of total
Foreign private investors	0,51%	0,37%
Foreign Legal investors	0,05%	0,36%
Total Foreign Legal entities	0,56%	0,74%
Domestic private investors	41,14%	50,65%
Domestic Legal investors	58,29%	48,61%
Total Domestic Legal entities	99,44%	99,26%

[6] Data as last day of trading in currently month according to the Central Securities Depository, regarding the participation of the foreign and domestic investors in the total turnover.

TURNOVER PER MEMBERS / in denars

Member	Code	Trading in BEST system	% of trading in BEST sys.	Block (denars)	% block	Public auctions	% of Public auctions	Public offering	% of Public offering	Total
Eurohaus AD Skopje	EH	656.594.049	32,68	397.770.360	51,51	0	0,00	0	0,00	1.054.364.409
ILIRIKA INVESTMENTS AD Skopje	IL	593.410.428	29,54	73.768.914	9,55	0	0,00	0	0,00	667.179.342
Komercijalna banka AD Skopje	KB	303.795.215	15,12	245.462.400	31,79	0	0,00	0	0,00	549.257.615
INOVO BROKER AD Skopje	IN	124.107.547	6,18	26.787.200	3,47	0	0,00	0	0,00	150.894.747
INVESTBROKER AD Skopje	MI	92.352.263	4,60	0	0,00	0	0,00	0	0,00	92.352.263
NLB Banka AD Skopje	TN	83.112.136	4,14	0	0,00	0	0,00	0	0,00	83.112.136
Fersped Broker AD Skopje	FR	49.242.771	2,45	28.425.000	3,68	0	0,00	0	0,00	77.667.771
Stopanska banka AD Skopje	SB	60.576.971	3,02	0	0,00	0	0,00	0	0,00	60.576.971
TTK Banka Skopje	TK	27.637.427	1,38	0	0,00	0	0,00	0	0,00	27.637.427
Sparkasse banka AD Skopje	SP	18.083.881	0,90	0	0,00	0	0,00	0	0,00	18.083.881
Total		2.008.912.689	100,00	772.213.874	100,00	0	100,00	0	100,00	2.781.126.563

Turnover via BEST system and turnover in block trades is calculated on the basis of double counting, in order to include the executed cross trades by the MSE members in the structure of the overall MSE turnover. As since July 13, during the government auctions on the selling side there is no brokers (i.e. MSE performs this role), the turnover derived from government auctions is still calculated on the basis of single counting.

MONTHLY STATISTICAL BULLETIN

AS A REMINDER

The product of the Macedonian Stock Exchange **BESTNET ANALYTICS** is a modern internet service that helps investors in building well-founded investment strategies and in bringing valuable investment decisions.

BESTNET ANALYTICS contains:

- Data for more than **100** companies traded on the Macedonian Stock Exchange
- More than **70** different financial indicators of companies and more than **40** indicators for banks
- Monitoring and comparing the values for the last **3** years
- Tracking results by quarters
- Data in den, euros and dollars
- Data for paid dividends from companies for the last **4** years
- Data for the major shareholders of the company
- Data for management bodies of the company
- Data for related companies
- Comparison and monitoring of a large number of financial indicators
- Monitoring indicators by sectors and industries
- Graphic display of technical indicators
- Over **40** technical indicators and oscillators
- Monitoring of investments, determining their current value
- Calculation of gains / losses from unrealized transactions
- Calculation of gains / losses from trades executed
- Simulated portfolios

Шифра на XB	Датум на трансакција	Број на трансакција	Количина	Куповна вредност - вкупно (во ден.)	Датум на последна цена	Последна просечна цена	Вкупна вредност (во ден.)	Нереализирана добитка / загуба (во ден.)	% промена од купување на XB	% од вредноста на вкупните вложувања
GRNT	17.02.2009	X52515136						1.800.000,00	133,33%	3,74%
TEL	11.06.2009	1235649	600,00	360.000,00	11.06.2009	653,11	391.866,00	31.866,00	8,85%	1,00%


Тип на хартија	Шифра	Куповна вредност - вкупно (во ден.)	Датум на последна цена	Вкупна вредност (во ден.)	Нереализирана добитка / загуба (во ден.)	% промена од купување на XB	% од вредноста на вкупните вложувања
Share	Македонски Телеком Скопје (TEL)	360.000,00	11.06.2009	391.866,00	31.866,00	8,85%	1,00%

Тип на хартија	Шифра	Куповна вредност - вкупно (во ден.)	Датум на последна цена	Вкупна вредност (во ден.)	Нереализирана добитка / загуба (во ден.)	% промена од купување на XB	% од вредноста на вкупните вложувања
Bond	P.Македонија - диванализација 01 (PMДЕНО1)	107.092,08	11.07.2008	117.888,35	11.198,57	10,08%	0,30%

Опис на XB	Податоци од тргувањето
Лазарен сегмент	Официјален пазар
Лазарен подсегмент	Берзанска котација - обични акции
Тип на XB	Обични акции
ISIN број	MKALKA101011
Вкупни издадени XB	1431353
Шифра на XB	ALK
Номинална вредност	25,56 EUR
Највисока цена во посл. 52 недели	4.599,00
Најниска цена во посл. 52 недели	3.799,00
% промена во посл. 30 дена	8,48%
% промена во посл. 3 месеци	6,98%
% промена во посл. 6 месеци	0,89%
% промена во посл. 1 година	-4,07%
Просечен дневен промет во посл. 30 дена	645.146,23
Просечен дневен промет во посл. 3 месеци	812.362,12
Просечен дневен промет во тековната година	626.836,29
Просечен дневен промет во посл. 52 недели	1.304.591,88

For more information on : www.bestnet.com.mk

ПРАКТИЧНОСТ ВО 3 ЧЕКОРИ



Во промотивниот период до 31.12.2020 година,
бесплатно дигитализирајте до две Mastercard® картички.

www.kompay.mk



КомРау. Твојот мобилен паричник



комерцијална Банка АД Скопје

www.kb.com.mk контакт центар: (02) 3 296 800



МАКЕДОНСКА БЕРЗА
MACEDONIAN STOCK EXCHANGE